

# TEN WAYS

TO GUARANTEE THE  
BEST KEY WEST  
WEDDING PHOTOS

TOP  
10



Getting married in paradise means skipping social norms and embracing a creative island culture. Here's your list of "must have" photos for your destination wedding!

# 1


## SEA WALL AT SUNSET

Sunset can sneak up on you during the festivities, so make it part of your schedule. You'll have only a short window of perfect light, so sneaking a kiss from atop a sea wall ensures nothing but dramatic skies behind you.



# BRAVE THE BRIGHT COLORS

## 2



Destination weddings are anything but vanilla. Even if your everyday decor is more neutral, spice up a room with a splash of color...preferably the two of you against a turquoise trinket shop, or laughing against a lemon-colored cafe wall. Plan to get out and explore, and return home slightly more psychedelic.





## AROUND THE RESORT




As the home base for all activities throughout the week, the accommodations become part of the experience. Even if your ceremony won't be held there, having photos around your beautiful hotel is one way to get even more value out of that premium suite.

# 4

## LET THE VEIL PREVAIL

Torn over whether to wear a veil? The casual atmosphere might not normally call for it, but once you see how a trail of tulle dances in the ocean breeze, you might just change your mind! Be sure to bring extra pins for those extra windy days, though!





5

## MURAL MANIA

Don't just drive past that vertical plane of public art! It's part of the culture of the local community, and can now become part of your story too.





6


## SAND BETWEEN YOUR TOES



Even if the worry of sun glare and seagulls kept you from having an oceanside ceremony, you can still make the beach a brief stop for photos. Nothing says “romantic” like sunkissed hair and walking together through the warm sand.

# LOCO • LOCATIONS

7



Portraits at the Post Office? Some of the coolest spots sound crazy at first, until you see what we can create there. So when we feel the love outside the Library, or ask for a pose on the parking lot stairs, just roll with it.







# 8

## BRIDAL PARTY PLAYTIME

Pulling your bridesmaids and groomsmen away from the action for a few minutes doesn't mean the fun has to end. Plan some time just with them, and let your photographer capture the comic relief and expressive antics that naturally ensue when pals have a reason to party.





## EMBRACE THE UNUSUAL

Whether it's a funky stump painted to resemble a sea creature, or a boat converted into a car to float your groomsmen to cocktail hour, being in a new location means doing things you would probably not normally do anywhere else!





## RING, RING!

Calling all carefully-cut carats! Your rings traveled hundreds of miles to be here. Don't go home with any old detail shots. Highlight the brilliance of your bling with a little imagination.

10





11  
BONUS!

## MARRY THE NIGHT

The sun goes down but the fun doesn't stop. Take a walk down Duval Street, dance under the lights of the local theatre, or head down the pier with the bold blue night sky surrounding you.





FOR MORE  
IDEAS:

info@kporterphotography.com  
305.517.3558

TW @KPorterPhotog  
FB @KPorterPhoto  
G+ @KPorterPhotography  
IG @KPorterPhoto  
PIN @KPorterPhoto  
PIN @KPorterPhoto

[www.KarriePorter.com](http://www.KarriePorter.com)





KARRIE  
PORTER  
photography